Multiple District 39

As of October 2026 Cumulative

Year	New Clubs	Dropped Clubs	Gain/ Loss Clubs	New Members	Charter Members	Reinstate Members	Transfer Members	Total Member Added	Total Members Dropped	Gain/ Loss Members
2022-2023	1	1	0	157	41	4	12	214	141	73
2023-2024	0	1	-1	119	0	9	5	133	140	-7
2024-2025	2	0	2	202	38	13	3	256	198	58
2025-2026	1	1	0	140	20	41	3	204	252	-48
2026-2027	0	1	-1	28	0	4	0	32	34	-2
Average	**1**	**1**	**0**	**129**	**20**	**14**	**5**	**168**	**153**	**15**

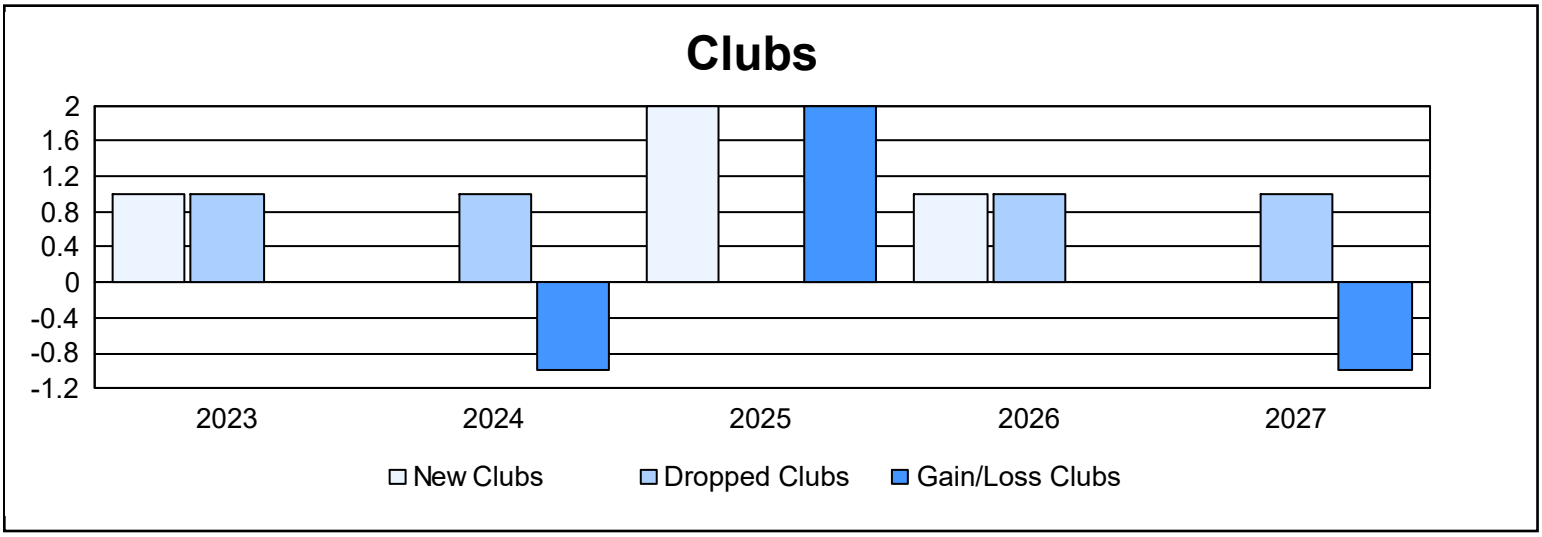

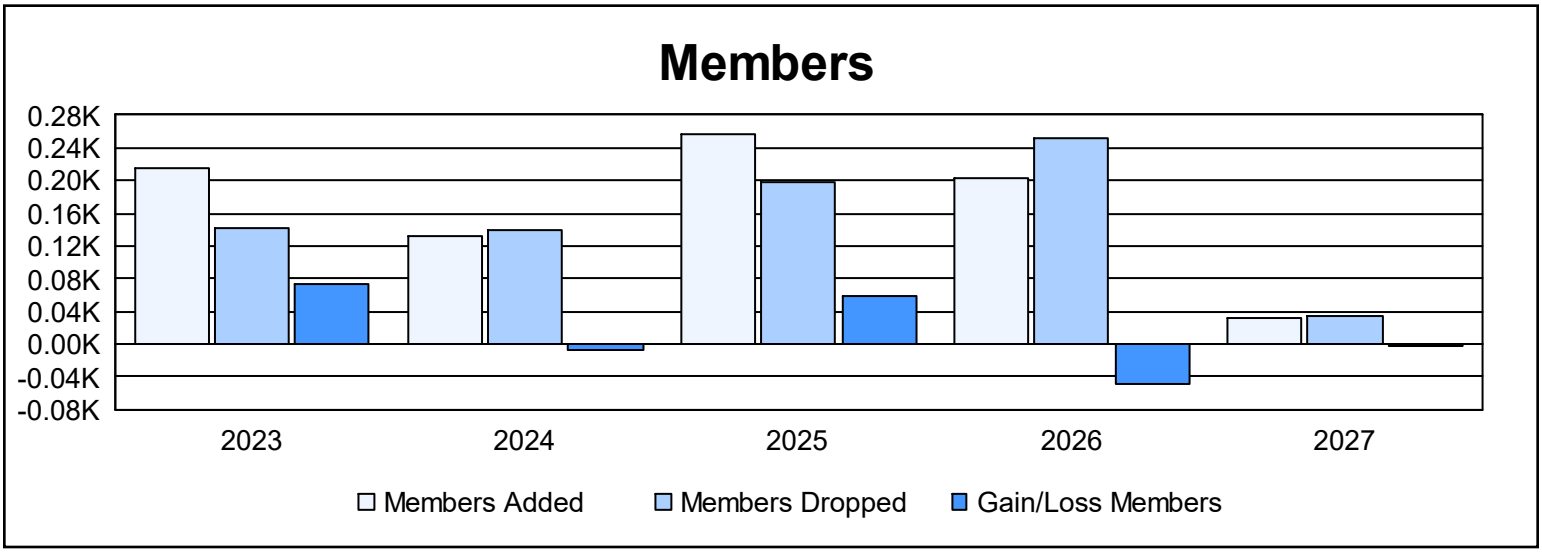

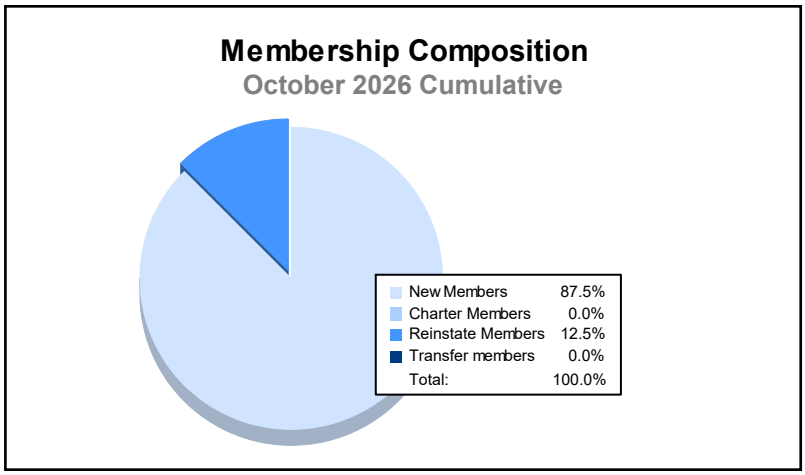
Membership Composition
October 2026 Cumulative
New Members 87.5%
Charter Members 0.0%
Reinstate Members 12.5%
Transfer members 0.0%
Total: 100.0%

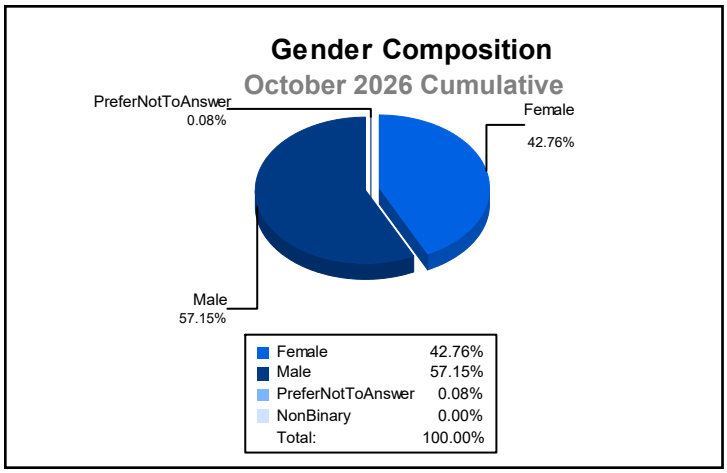
Gender Composition
October 2026 Cumulative
PreferNotToAnswer
0.08%
Female
42.76%
Male
57.15%
Female 42.76%
Male 57.15%
PreferNotToAnswer 0.08%
NonBinary 0.00%
Total: 100.00%